

## 8.3 Three (3) Month Cleaning

### Cleaning Procedure

- Press [ADVANCED] from Main menu, then press [MAINTENANCE], and then press [CLEANING MENU] to enter the Cleaning Menu.
- Follow the instruction for the Boule Cleaning kit to clean the instrument. (Instructions for use are supplied with the Boule Cleaning kit solutions).
- The Six Month Cleaning procedure takes approximately one hour and 15 minutes to complete.

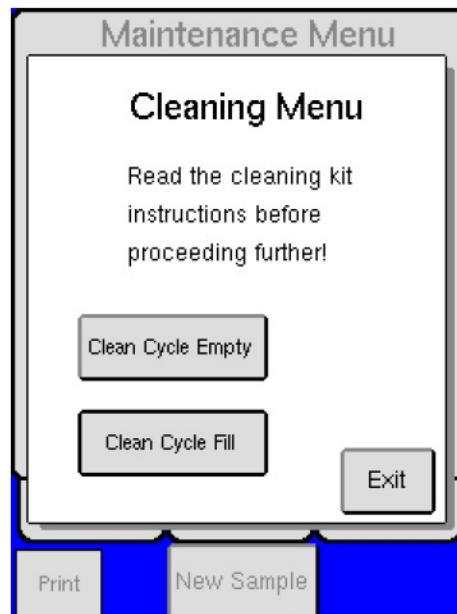


Figure 8.1

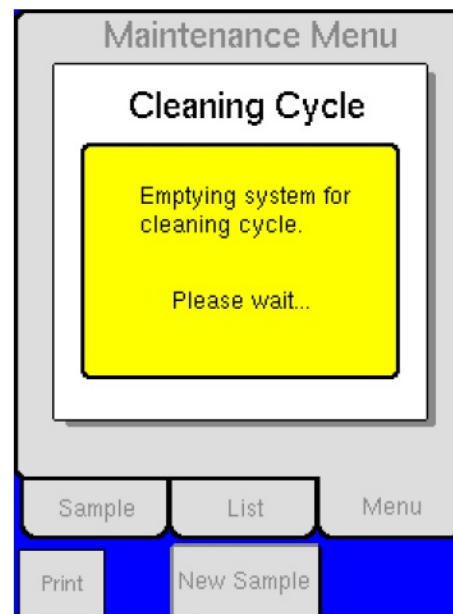


Figure 8.2

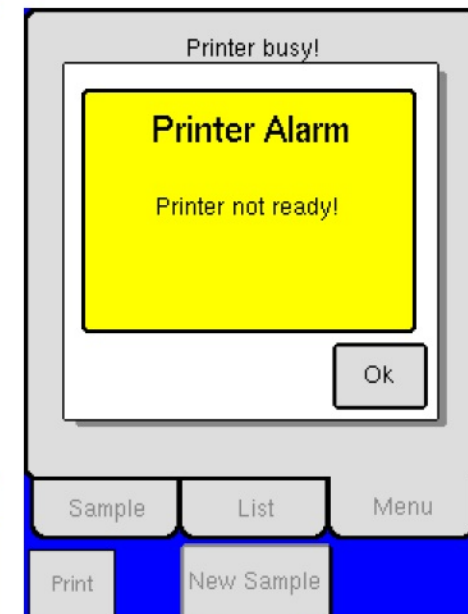


Figure 8.3

### Boule Cleaning Kit

The Boule Cleaning Kit contains the following items:

- Enzymatic cleaner (Bottle #1)
- Hypochlorite (2%) (Bottle #2)
- Detergent cleaner (Bottle #3)